










# West Covina Police Department F.B.I.'s Part 1 U.C.R. Summary

## 2019 Comparison to 2018

CATEGORY		DIFFERENCE	PERCENTAGE OF CHANGE
<b>HOMICIDE</b>			
<u>2019</u> 6	<u>2018</u> 1	<u>DIFFERENCE</u> 5	2019 versus 2018 +500% 
<b>RAPE</b>			
<u>2019</u> 21	<u>2018</u> 25	<u>DIFFERENCE</u> -4	2019 versus 2018 -16% 
<b>ROBBERY</b>			
<u>2019</u> 129	<u>2018</u> 150	<u>DIFFERENCE</u> -21	2019 versus 2018 -14% 
<b>AGGRAVATED ASSAULTS</b>			
<u>2019</u> 104	<u>2018</u> 116	<u>DIFFERENCE</u> -12	2019 versus 2018 -10% 
<b>BURGLARY</b>			
<u>2019</u> 354	<u>2018</u> 385	<u>DIFFERENCE</u> -31	2019 versus 2018 -8% 
<b>LARCENY - THEFT</b>			
<u>2019</u> 1,660	<u>2018</u> 1,735	<u>DIFFERENCE</u> -75	2019 versus 2018 -4% 
<b>MOTOR VEHICLE THEFTS</b>			
<u>2019</u> 355	<u>2018</u> 393	<u>DIFFERENCE</u> -38	2019 versus 2018 -10% 
<b>ARSON</b>			
<u>2019</u> 15	<u>2018</u> 8	<u>DIFFERENCE</u> 7	2019 versus 2018 +88% 