









# West Covina Police Department F.B.I.'s Part 1 U.C.R. Summary

## 2016 Comparison to 2017

CATEGORY		DIFFERENCE	PERCENTAGE OF CHANGE
<b>HOMICIDE</b>			
<u>2016</u> 4	<u>2017</u> 0	<u>DIFFERENCE</u> -4	<u>2016 versus 2017</u> -100% 
<b>RAPE</b>			
<u>2016</u> 18	<u>2017</u> 31	<u>DIFFERENCE</u> 13	<u>2016 versus 2017</u> +72% 
<b>ROBBERY</b>			
<u>2016</u> 110	<u>2017</u> 144	<u>DIFFERENCE</u> 34	<u>2016 versus 2017</u> +31% 
<b>AGGRAVATED ASSAULTS</b>			
<u>2016</u> 133	<u>2017</u> 100	<u>DIFFERENCE</u> -33	<u>2016 versus 2017</u> -25% 
<b>BURGLARY</b>			
<u>2016</u> 519	<u>2017</u> 502	<u>DIFFERENCE</u> -17	<u>2016 versus 2017</u> -3% 
<b>LARCENY - THEFT</b>			
<u>2016</u> 1,794	<u>2017</u> 1,821	<u>DIFFERENCE</u> 27	<u>2016 versus 2017</u> +2% 
<b>MOTOR VEHICLE THEFTS</b>			
<u>2016</u> 498	<u>2017</u> 410	<u>DIFFERENCE</u> -88	<u>2016 versus 2017</u> -18% 
<b>ARSON</b>			
<u>2016</u> 10	<u>2017</u> 10	<u>DIFFERENCE</u> 0	<u>2016 versus 2017</u> No Change